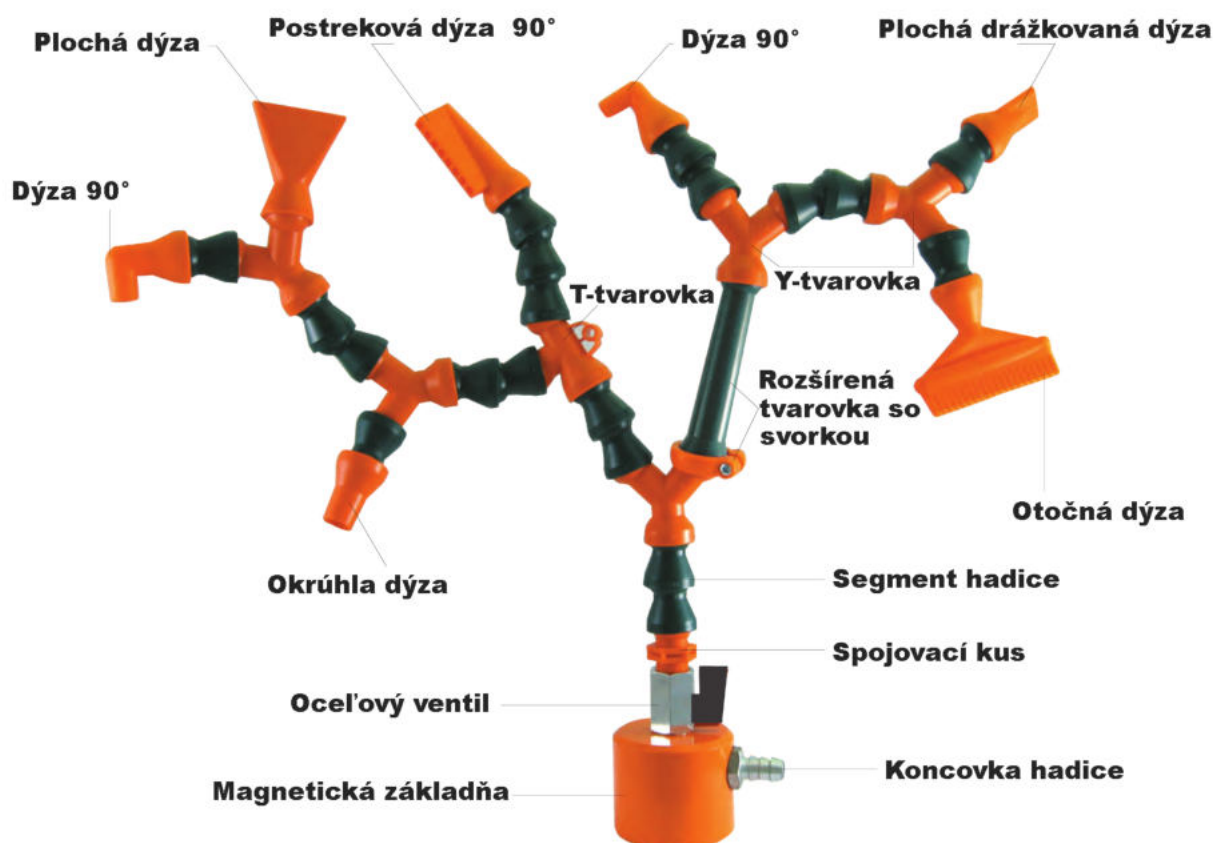


KĽBOVÉ HADICOVÉ SYSTÉMY



1. Oblasť použitia.....	2
2. Rozmery a objednávacie čísla, FP 30.....	3
3. FP 40.....	8
4. FP 50.....	13
5. Prstencový splachovací systém.....	15
6. Magnetické sady.....	16
7. Príslušenstvo.....	17

**Všetky systémy dodávame
na mieru**



Oblasti použitia:

Obrábacie centrá, sústruhy, frézovacie, vrtacie, brúsne a erodovacie stroje, kde je požadovaná vysoká pevnosť v ohybe, polohová stabilita a dobrá odolnosť proti chemikáliám. Kĺbové hadicové systémy ponúkajú rýchlu montáž a je veľa možných kombinácií.

Originálne kĺbové hadice sú ideálne pre dodávky chladiacej kvapaliny, vyfukovanie obrobkov, separovanie listov papiera a odsávanie tekutín.

Špeciálne benefity:

dodajú tekutinu resp. plynné médiá do presného bodu, kde sú potrebné. Stabilita polohy pri vybráciách. Zostávajú smerovo stabilné aj v prípade tlakových rázov.

Sú tlakovo stabilizované až do 12 barov pomocou uzavretej hadice a až do 4 barov s otvorenou hadicou (v závislosti na ich veľkosti). Ľahko sa predlžujú, alebo skrácujú

Sú ľahko kombinovateľné s tryskami, rôznymi tvarovkami, redukčnými adaptérmí a ďalšími predĺženiami.

Veľkosti:

K dispozícii sú originálne kĺbové hadice v troch veľkostiach. V prípade potreby môžu byť všetky tri veľkosti spojené pomocou adaptérov. Ich prierez je konštantný v akejkoľvek polohe a zaisťuje rovnomerný prietok.

Materiál:

Originálne kĺbové hadice sú vyrobené z vysoko kvalitného acetálového kopolyméru (žiadny lacný recyklovaný materiál). Je odolný voči väčšine chemikálií a rozpúšťadiel. Pretože sú elektricky nevodivé, materiál je rovnako ideálny pre EDM.

Naša ďalšia ponuka pre vás:

Pomocou špeciálnych montážnych strojov a za prijateľné ceny zabezpečujeme výrobu kompletných sád kĺbových hadíc podľa požiadavky zákazníka, ktoré sú pripravené na montáž.



Rozmery a objednávacie čísla

FP 30 **1/4"** (6 mm Durchlass/Opening)

Gelenkschläuche / Articulated Hoses

Art. No.	Länge/length mm	Stück/pieces
FP30.10020	300	1
FP30.10072	1.000	1
FP30.10540	7.500	1 Rolle/roll
FP30.10108	15.000	1 Rolle/roll



Komplett-Sets / Complete Sets

Art. No.

FP30.CONFI

bestehend aus:

1 Gelenkschlauch 300 mm
je 1 Runddüse
Ø 1,6 - 3,2 - 4,7 - 5,4 mm
je 1 Anschlussstück 1/4" - 1/8"

consisting of:

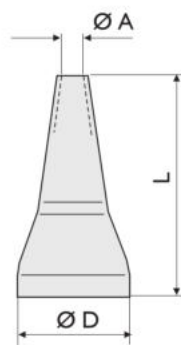
1 articulated hose 300 mm
1 each round nozzle diam.
1,6 - 3,2 - 4,7 - 5,4 mm
1 each fitting 1/4" - 1/8"



Runddüsen / Round Nozzles

Okrúhla dýza

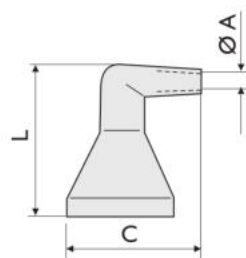
Art. No.	Ø A mm	Ø D mm	L mm	Stück/pieces (= 1 Set)
FP30.11A04	1,6	15	29	4
FP30.11A50	1,6	15	29	50
FP30.11B04	3,2	15	29	4
FP30.11B50	3,2	15	29	50
FP30.11C04	4,7	15	29	4
FP30.11C50	4,7	15	29	50
FP30.11D04	5,4	15	29	4
FP30.11D50	5,4	15	29	50



Runddüsen 90° / 90 Degree Round Nozzles

Okrúhla dýza 90°

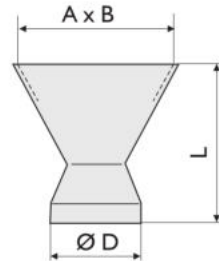
Art. No.	Ø A mm	C mm	L mm	Stück/pieces (= 1 Set)
FP30.11Z04	1,5	20	25	4
FP30.11Z20	1,5	20	25	20



FP 30 1/4" (6 mm Durchlass/Opening)

Flachdüsen / Flat Nozzles

Art. No.	Ø A x B mm	Ø D mm	L mm	Stück/pieces (= 1 Set)
FP30.12B04	30 x 1,6	15	30	4
FP30.12B20	30 x 1,6	15	30	20

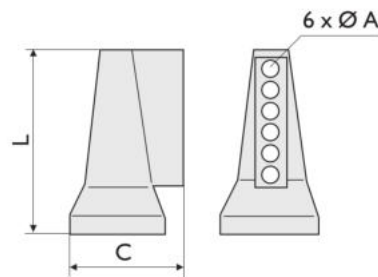


Plochá dýza



Duschküsen 90° / 90 Degree Spray Bar Nozzles

Art. No.	Ø A mm	C mm	L mm	Stück/pieces (= 1 Set)
FP30.12W02	2,5	19,6	30	2
FP30.12W20	2,5	19,6	30	20

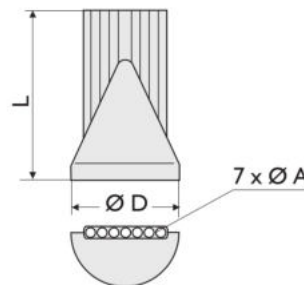


Postreková dýza 90°



Flachstrahldüsen / Flat Slot Nozzles

Art. No.	Ø A mm	Ø D mm	L mm	Stück/pieces (= 1 Set)
FP30.12X04	1,0	19,6	28	4
FP30.12X20	1,0	19,6	28	20

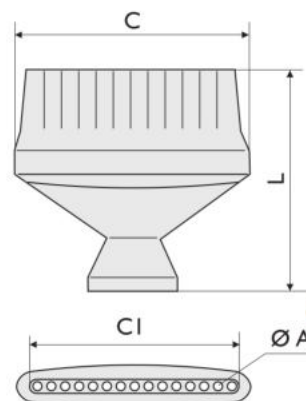


Plochá drážkovaná dýza

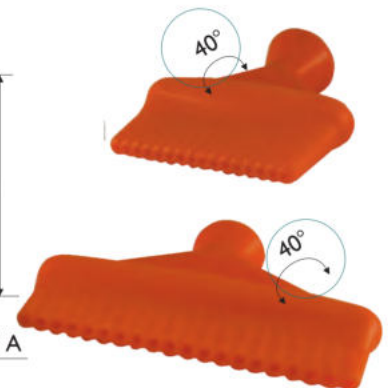


Gelenkduschküsen / Swivel Nozzles

Art. No.	Ø A mm	C mm	CI mm	L mm	Stück/pieces (= 1 Set)
FP30.12Y02	16 x 1,5	48	39	46	2
FP30.12Y20	16 x 1,5	48	39	46	20
FP30.12Z02	20 x 2,0	71	64	46	2
FP30.12Z20	20 x 2,0	71	64	46	20



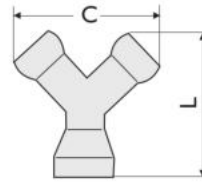
Otočná dýza



FP 30 1/4" (6 mm Durchlass/Opening)

Abzweigelemente / Y-Fittings

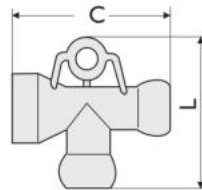
Art. No.	C mm	L mm	Stück/pieces (= 1 Set)
FP30.13A04	36	38	4
FP30.13A20	36	38	20



Y-tvarovka

T-Stücke / T-Fittings

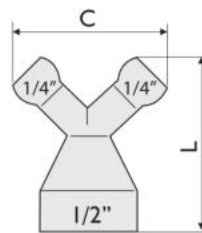
Art. No.	C mm	L mm	Stück/pieces (= 1 Set)
FP30.13D04	34	33	4
FP30.13D20	34	33	20



T-tvarovka

Y-Adapter / Y-Adapters 1/4" → 1/2"

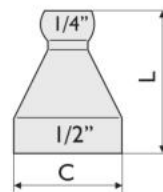
Art. No.	C mm	L mm	Stück/pieces (= 1 Set)
FP40.13B04	36	40	4
FP40.13B20	36	40	20



Y-redukcia

Adapter / Adapters 1/4" → 1/2"


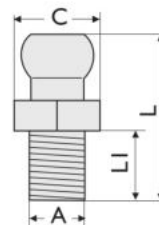
Art. No.	C mm	L mm	Stück/pieces (= 1 Set)
FP40.13C04	25	30	4
FP40.13C20	25	30	20



Redukcia

Anschlussstücke "Kugel" / Fittings "Ball"


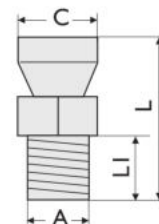
Art. No.	A	C mm	L mm	LI mm	Stück/pieces (= 1 Set)
FP30.17A04	1/8"	14	27	11	4
FP30.17A20	1/8"	14	27	11	20
FP30.17B04	1/4"	14	27	11	4
FP30.17B20	1/4"	14	27	11	20



Spojovací kus

Anschlussstücke "Pfanne" / Fittings "Socket"

Art. No.	A	C mm	L mm	LI mm	Stück/pieces (= 1 Set)
FP30.17C04	1/4"	14	29	11	4
FP30.17D04	1/8"	14	29	11	4



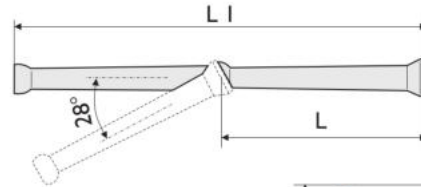
Spojovací kus

FP 30 **1/4"** (6 mm Durchlass/Opening)

Verlängerungen mit Klemmrings / Extended Elements with clamps

I Set - bestehend aus:
4 Verlängerungen
4 Klemmstücken
4 Schrauben

I Set - consisting of:
4 Extended elements
4 Clamps
4 Screws



Predženie so svorkou

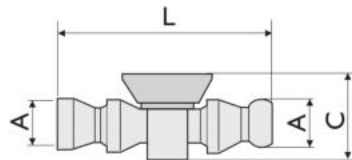


Art. No.	L mm	LI mm	C mm	Stück/pieces (= I Set)
FP30.90A04	90	184	26	je 4

Regulačný ventil s jedným segmentom na oboch stranách

Regulierhähne, beidseitig mit je 1 Gelenkstück
Control Valves with one segment on both sides

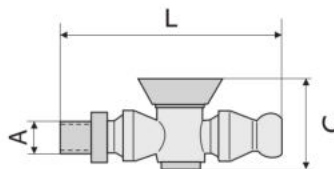
Art. No.	A	C mm	L mm	Stück/pieces (= I Set)
FP60.KIT 26 (90.2529.105.06)	1/4"	35	62	4



Regulierhähne mit Anschlussstück und Gelenkstück
Control Valves with fitting and segment

Art. No.	A	C mm	L mm	Stück/pieces (= I Set)
FP60.KIT 32 (90.2529.105.08)	1/4"	35	69	4
FP60.KIT 33 (90.2529.105.09)	1/8"	35	69	4

Regulačný ventil s armatúrou a segmentom



Mini-Kugelhähne aus Metall (siehe Seite 16) / Metal Mini Ball Valves (see page 16)

Montážne kliešte

Montagezangen / Assembly Pliers

Art. No.	Stück/pieces
FP30.PINZA für/for FP30	1



FP 40 **1/2"** (12 mm Durchlass/Opening)

Gelenkschläuche / Articulated Hoses

Art. No.	Länge/length mm	Stück/pieces
FP40.10015	330	1
FP40.10046	1.000	1
FP40.10345	7.500	1 Rolle/roll
FP40.10690	15.000	1 Rolle/roll



Komplett-Sets / Complete Sets

Art. No.

FP40.CONFI

bestehend aus:

1 Gelenkschlauch 330 mm
je 1 Runddüse Ø 6 - 9 - 12 mm
je 1 Anschlussstück 1/2" - 3/8"

consisting of:

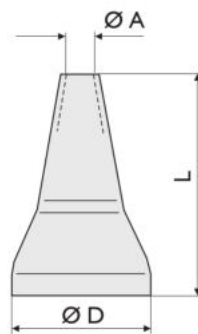
1 articulated hose 330 mm
1 each round nozzle
diam. 6 - 9 - 12 mm
1 each fitting 1/2" - 3/8"



Runddüsen / Round Nozzles

Okrúhla dýza

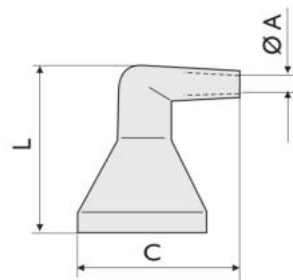
Art. No.	Ø A mm	Ø D mm	L mm	Stück/pieces (= 1 Set)
FP40.11A04	6	25	34	4
FP40.11A50	6	25	34	50
FP40.11B04	9	25	34	4
FP40.11B50	9	25	34	50
FP40.11C04	12	25	34	4
FP40.11C50	12	25	34	50



Runddüsen 90° / 90 Degree Nozzels

Okrúhla dýza 90°

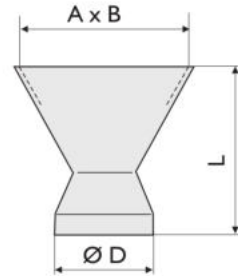
Art. No.	Ø A mm	C mm	L mm	Stück/pieces (= 1 Set)
FP40.11Y04	6	31	36,5	4
FP40.11Y20	6	31	36,5	20
FP40.11Z04	9	31	38,0	4
FP40.11Z20	9	31	38,0	20



FP 40 **1/2"** (12 mm Durchlass/Opening)

Flachdüsen / Flat Nozzles

Art. No.	A x B mm	Ø D mm	L mm	Stück/pieces (= 1 Set)
FP40.12A04	40 x 3	25	55	4
FP40.12A20	40 x 3	25	55	20
FP40.12B04	60 x 3	25	55	4
FP40.12B20	60 x 3	25	55	20

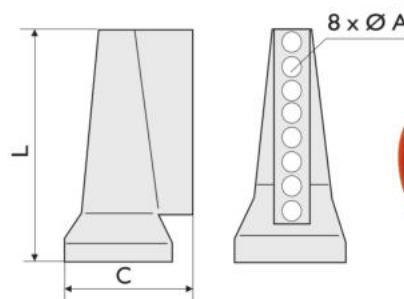


Plochá dýza



Duschküsen 90° / 90 Degree Spray Bar Nozzles

Art. No.	Ø A mm	C mm	L mm	Stück/pieces (= 1 Set)
FP40.12W02	4,3	31	58,3	2
FP40.12W20	4,3	31	58,3	20

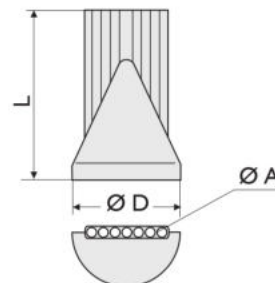


Postreková dýza 90°



Flachstrahldüsen / Flat Slot Nozzles

Art. No.	Ø A mm	Ø D mm	L mm	Stück/pieces (= 1 Set)
FP40.12X04	7x 2,0	25	37,6	4
FP40.12X20	7x 2,0	25	37,6	20
FP40.12Y04	5x 3,2	25	37,6	4
FP40.12Y20	5x 3,2	25	37,6	20

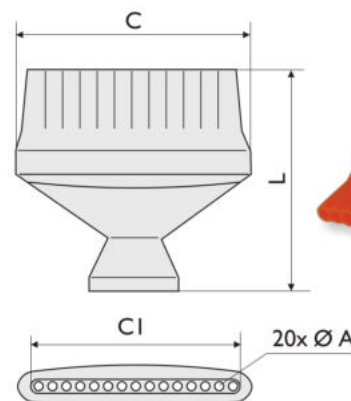


Plochá drážkovaná dýza




Gelenkduschküsen / Swivel Nozzles

Art. No.	Ø A mm	C mm	CI mm	L mm	Stück/pieces (= 1 Set)
FP40.12Z02	2,0	71	63,5	59	2
FP40.12Z20	2,0	71	63,5	59	20



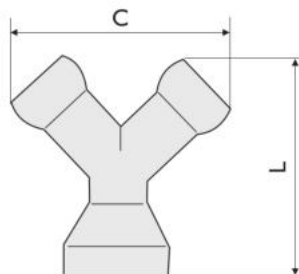
Otočná dýza



FP 40 1/2" (12 mm Durchlass/Opening)

Abzweigelemente / Y-Fittings

Art. No.	C mm	L mm	Stück/pieces (=1 Set)
FP40.13A04	56	50	4
FP40.13A20	56	50	20

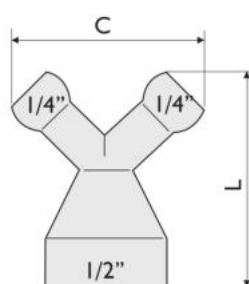


Y-tvarovka



Y-Adapter / Y-Adapters 1/2" → 1/4"

Art. No.	C mm	L mm	Stück/pieces (=1 Set)
FP40.13B04	36	40	4
FP40.13B20	36	40	20

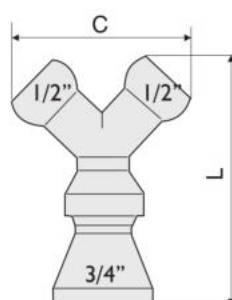


Y-redukcia



Y-Adapter / Y-Adapters 1/2" → 3/4"

Art. No.	C mm	L mm	Stück/pieces (= 1 Set)
FP50.13B04	31	62	4
FP50.13B20	31	62	20

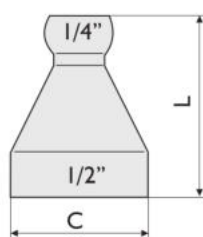


Y-redukcia



Adapter / Adapters 1/2" → 1/4"

Art. No.	C mm	L mm	Stück/pieces (= 1 Set)
FP40.13C04	25	30	4
FP40.13C20	25	30	20

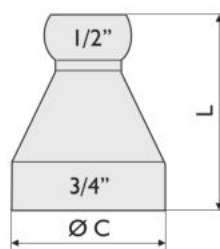


Redukcia



Adapter / Adapters 1/2" → 3/4"

Art. No.	Ø C mm	L mm	Stück/pieces (= 1 Set)
FP50.13C04	31	36	4
FP50.13C20	31	36	20



Redukcia

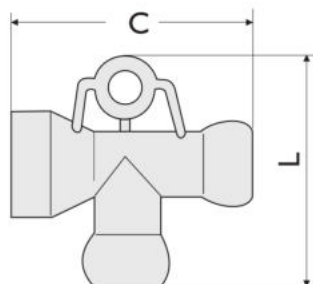


FP 40 1/2" (12 mm Durchlass/Opening)

T-Stücke / T-Fittings

T-tvarovka


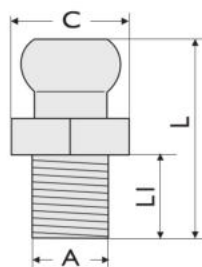
Art. No.	C mm	L mm	Stück/pieces (= 1 Set)
FP40.13D04	48	44	4
FP40.13D20	48	44	20



Anschlussstücke "Kugel" / Fittings "Ball"

Spojovací kus

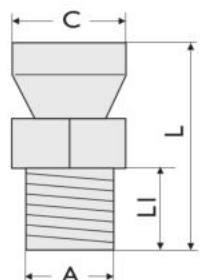
Art. No.	A	C mm	L mm	LI mm	Stück/pieces (= 1 Set)
FP40.17A04	3/8"	22	38	15	4
FP40.17A20	3/8"	22	38	15	20
FP40.17B04	1/2"	22	38	15	4
FP40.17B20	1/2"	22	38	15	20



Anschlussstücke "Pfanne" / Fittings "Socket"

Spojovací kus

Art. No.	A	C mm	L mm	LI mm	Stück/pieces (= 1 Set)
FP40.17C04	1/2"	22	38	15	4
FP40.17D04	3/8"	22	38	15	4

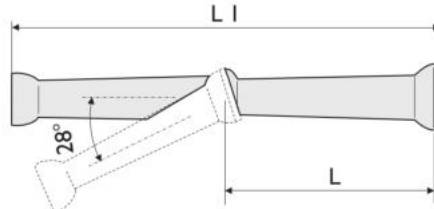


FP 40 1/2" (12 mm Durchlass/Opening)

Verlängerungen mit Klemmringen / Extended Elements with clamps

I Set - bestehend aus:
4 Verlängerungen
4 Klemmstücken
4 Schrauben

I Set - consisting of:
4 Extended elements
4 Clamps
4 Screws



Predĺženie so svorkou



Art. No.	L mm	LI mm	C mm	Stück/pieces (= I Set)
FP40.90A04	90	187	35,5	je 4

Klemmringe / Elements Clamps

mit Torx-Schrauben/ with Torx Screws

Um eine Positionsveränderung des Gelenkschlauches bei höherem Druck zu verhindern, können die Elemente mit Klemmringen verschraubt werden.

These clamps tighten onto any element to prevent an alteration of the hose setting in case of higher pressure.

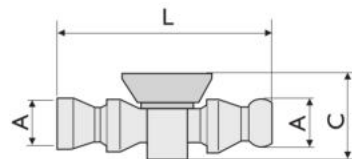


Svorky

Art. No.	Stück/pieces (= I Set)
FP40.90B04	4
FP40.90B20	20

Tieto svorky sa utiahnu na akýkoľvek segment, aby sa zabránilo posuvu v prípade vyššieho tlaku.

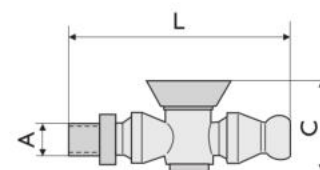
Regulierhähne, beidseitig mit je 1 Gelenkstück Control Valves with one segment on both sides



Art. No.	A	C mm	L mm	Stück/pieces (= I Set)
FP60.KIT 27 (90.2529.105.07)	1/2"	45	98	4

Regulačný ventil s jedným segmentom na oboch stranách

Regulierhähne mit Anschlussstück und Gelenkstück Control Valves with fitting and segment



Art. No.	A	C mm	L mm	Stück/pieces (= I Set)
FP60.KIT 34 (90.2529.105.10)	3/8"	45	106	4
FP60.KIT 35 (90.2529.105.11)	1/2"	45	106	4

Regulačný ventil s armatúrou a segmentom

Mini-Kugelhähne aus Metall (siehe Seite 16) / Metal Mini Ball Valves (see page 16)

Montagezange / Assembly Plier

Art. No.	Stück/pieces
FP40.PINZA für/for FP40	1



Montážne kliešte

FP 50 3/4" (20 mm Durchlass/Opening)

Gelenkschläuche / Articulated Hoses

Art. No.	Länge/length mm	Stück/pieces
FP50.10015	360	1
FP50.10042	1.000	1
FP50.10158	7.500	1 Rolle/roll



Komplett-Sets / Complete Sets

Art. No.

FP50.CONFI

bestehend aus:

1 Gelenkschlauch 360 mm
je 1 Runddüse Ø 16 und 20 mm
1 Anschlussstück 3/4"

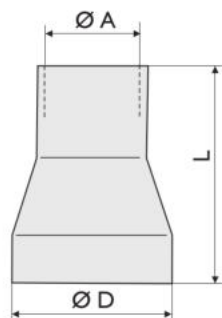
consisting of:

1 articulated hose 360 mm
1 each round nozzle
diam. 16 and 20 mm
1 fitting 3/4"



Runddüsen / Round Nozzles

Art. No.	Ø A mm	Ø D mm	L mm	Stück/pieces (= 1 Set)
FP50.11A04	16	31	33	4
FP50.11A50	16	31	33	50
FP50.11B04	20	31	33	4
FP50.11B50	20	31	33	50

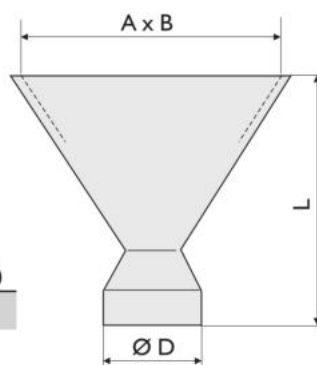


Okrúhla dýza



Flachdüsen / Flat Nozzles

Art. No.	A x B mm	Ø D mm	L mm	Stück/pieces (= 1 Set)
FP50.12A04	75 x 5	31	80	4
FP50.12A20	75 x 5	31	80	20



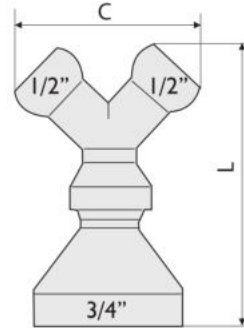
Okrúhla dýza 90°



FP 50 **3/4"** (20 mm Durchlass/Opening)

Y-Adapter / Y-Adapters

Art. No.	C mm	L mm	Stück/pieces (= 1 Set)
FP50.13B04	31	62	4
FP50.13B20	31	62	20

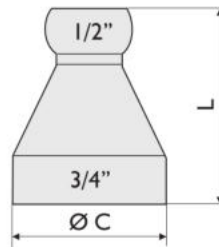


Y-redukcia



Adapter / Adapters 3/4" → 1/2"

Art. No.	Ø C mm	L mm	Stück/pieces (= 1 Set)
FP50.13C04	31	36	4
FP50.13C20	31	36	20

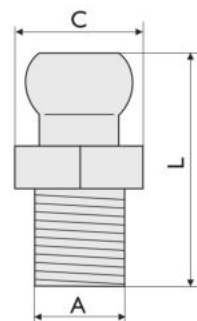


Redukcia



Anschlussstücke / Fittings

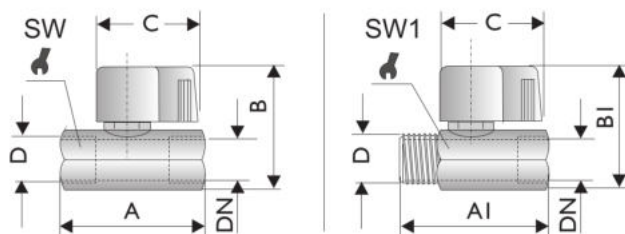
Art. No.	A	C mm	L mm	Stück/pieces (= 1 Set)
FP50.17A04	3/4"	28	39	4
FP50.17A20	3/4"	28	39	20



Spojovací kus



Regulierhähne aus Metall / Metal Control Valves



Ocel'ové regulačné ventily

Typ(e) AH ... KG

Typ(e) AH ... KGIA



Typ AH ... KG mit 2 x Innengewinde with two female threads	Typ AH ... KGIA mit Innen-/Außengewinde with female/male threads	Gewinde nach Thread as per ISO 228 D	DN	A	A1	B	B1	C	SW	SW1	Stück pieces
AH 34 KG	AH 34 KGIA	G 3/4"	20	54	51	47	47	30	30	30	1

Ringspülsystem / Annular Flushing System

Prstencovitý splachovací systém

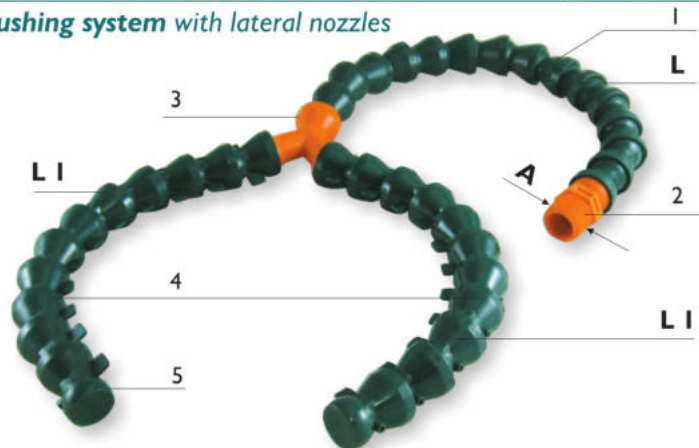
Tento systém je ideálny pre určité druhy frézovacích strojov. Segmentové splachovacie hadice majú na obidvoch koncoch veká. S preplachovacími dýzami v rovnej polohe sa vytvorí clona z chladiacej kvapaliny, ktorá zabezpečí optimálne odstránenie hoblín.

Prstencovitý splachovací systém s bočnými dýzami

Ringspülsystem mit seitlichen Düsen / Annular flushing system with lateral nozzles

Für bestimmte Fräsarbeiten ist dieses System ideal. Die aus Segmenten bestehenden Spülschläuche sind an beiden Enden mit Verschlusskappen versehen. Bei gerader Positionierung der Spüldüsen ergibt sich ein Kühlmittelvorhang zur optimalen Späneentfernung.

This system is ideal for certain kinds of milling work. The segmented flushing hoses have caps at either end. With the flushing nozzles in a straight position, a coolant curtain will be created that ensures optimal removal of chips.



Art. No.	A	L mm	LI mm	Set
FP30.CONF2	1/4"	280	150	1
FP40.CONF2	1/2"	325	240	1

bestehend aus:

1. Gelenkschlauch
1. Anschlussstück
1. Abzweigelement
- 20 Seitenstrahldüsen, offen
- 2 Seitenstrahldüsen, geschlossen

consisting of:

1. articulated hose
1. Fitting
1. Y-Fitting
- 20 Side flow nozzles, open
- 2 Side flow nozzles, locked

Seitenstrahldüsen/ Side Flow Nozzles

offen/ open

Art. No.	Set
FP30.I4A08	8
FP30.I4A20	20
FP40.I4A04	4
FP40.I4A20	20

geschlossen/ closed

Art. No.	Set
FP30.I5A08	8
FP30.I5A20	20
FP40.I5A04	4
FP30.I5A20	20




Seitenstrahldüse, offen
Side flow nozzle, open



Seitenstrahldüse, geschlossen
Side flow nozzle, closed

Trysky s bočným strekom



Magnetversionen / Magnetic Versions




Magnetset mit 1 Schlauch / Magnetic Set with 1 hose

Starke Magnetbasis (~180 N)
mit 1 Gelenkschlauch,
1 Regulierhahn und Schlauch-
anschluss.

Strong magnetic base (~180 N)
with one articulated hose, one
control valve and one hose fitting.

Art. No.		FP61.KIT05 FP30 (1/4")	FP61.KIT07 FP40 (1/2")	
1	1 Dauermagnet Haltekraft	Ø 60 x 50 mm ~ 180 N	Ø 60 x 50 mm ~ 180 N	1 Magnetic base Holding power
2	1 Flachdüse	30 x 1,6 mm	40 x 3 mm	1 Flat nozzle
3	1 Anschlussstück	1/4"	3/8"	1 Fitting
4	1 Gelenkschlauch	300 mm	300 mm	1 Artic. hose
5	1 Regulierhahn	Stahl/steel	Stahl/steel	1 Control valve
6	1 Schlauchanschluss	1/4"	3/8"	1 Hose fitting

Magnetická sada s jednou hadicou



Ersatzmagnet
siehe Seite 16

Spare magnet
see page 16

Silná magnetická základňa (~ 180 N) s jednou kĺbovou hadicou (4), jedným regulačným ventilom (5) a jednou koncovkou pre hadicu (6).

Magnetset mit 2 Schläuchen / Magnetic Set with 2 hoses

Starke Magnetbasis (~180 N)
mit 2 Gelenkschläuchen, 1 Re-
gulierhahn und mit Schlauch-
anschluss.

Strong magnetic base (~180 N)
with two articulated hoses, one
control valve and one hose fitting.

Art. No.		FP61.KIT06 FP30 (1/4")	FP61.KIT08 FP40 (1/2")	
1	1 Dauermagnet Haltekraft	Ø 60 x 50 mm ~ 180 N	Ø 60 x 50 mm ~ 180 N	1 Magnetic base Holding power
2	2 Flachdüsen	30 x 1,6 mm	40 x 3 mm	2 Flat nozzle
3	1 Anschlussstück	1/4"	3/8"	1 Fitting
4	2 Gelenkschläuche	300 mm	300 mm	2 Artic. hoses
5	1 Regulierhahn	Stahl/steel	Stahl/steel	1 Control valve
6	1 Schlauchanschluss	1/4"	3/8"	1 Hose fitting
7	1 Y-Abzweigstück	1 x	1 x	1 Y-Fitting

Magnetická sada s dvomi hadicami



Ersatzmagnet
siehe Seite 16

Spare magnet
see page 16

Silná magnetická základňa (~ 180 N) s dvomi kĺbovými hadicami (4), jedným regulačným ventilom (5) a jednou koncovkou pre hadicu (6).

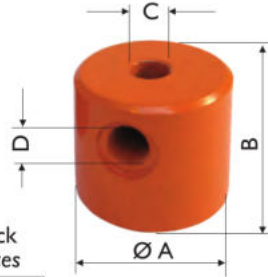
Zubehör / Accessories

Príslušenstvo

Magnetfuß / Magnetic Base Magnetická základňa

Ersatzmagnetfuß für FP61.KIT05 - 08 (siehe Seite 15).
Auch für PowerFlex Metallschläuche geeignet.
Haltekraft ~ 180 N

Spare magnetic base for FP61.KIT05 - 08 (see page 15).
Also for PowerFlex Metal Hoses.
Holding power ~ 180 N

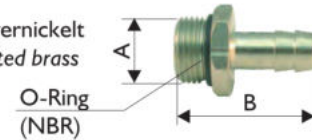


Art. No.	Ø A mm	B mm	C mm	D mm	Stück pieces
Base 14	60	50	G 1/4"	G 1/4"	1
Base 38	60	50	G 3/8"	G 3/8"	1

Schraub-Schlauchtüllen Screw-in hose fitting

Koncovka pre hadicu

Messing vernickelt nickel-plated brass
O-Ring (NBR)



Art. No.	A mm	B mm	für Schlauch LW for Hose ID mm	Stück pieces
GT 14	G 1/4"	33	9	1
GT 38	G 3/8"	34	12	1

Mini gul'ový ventil s pákovou rukoväťou, PN 15, Pracovná teplota: 0 ° C až + 90 ° C, Materiál: pochrómovaná mosadz, Tesnenia: PTFE / NBR, Rukoväť: nylon, Závity: ISO 228

Mini-Kugelhahn mit Knebelgriff, PN 15

Arbeits-Temperaturbereich: 0 ° C bis + 90 ° C
Körper und Kugel: Messing verchromt
Dichtungen: Teflon/NBR
Griff: Kunststoff
Gewinde: ISO 228

Mini Ball Valve with lever handle, PN 15

Working temperature: 0 ° C to + 90 ° C
Body and ball: chrome-plated brass
Sealings: PTFE/NBR
Handle: Nylon
Threads: ISO 228

Typ AH ... KG mit 2 x Innengewinde with two female threads	Typ AH ... KGIA mit Innen-/Außengewinde with female/male threads	Gewinde nach Thread as per ISO 228 D	DN	A	A1	B	B1	C	SW	SW1
AH 18 KG	AH 18 KGIA	G 1/8"	6	40	38	39	37	30	21	20
AH 14 KG	AH 14 KGIA	G 1/4"	8	40	38	39	37	30	21	20
AH 38 KG	AH 38 KGIA	G 3/8"	10	40	38	40	37	30	21	20
AH 12 KG	AH 12 KGIA	G 1/2"	15	46	42	45	41,5	30	25	24
AH 34 KG	AH 34 KGIA	G 3/4"	20	54	47	51	47	30	30	30

AH .. KG

AH .. KGIA

